



FRONT DOOR EVANGELISM



“There are
VERY FEW PLACES
where one cannot practice
front door evangelism.”

FRONT DOOR EVANGELISM

TABLE OF CONTENTS

SESSION 1:

How to Handle Front Door Evangelism5

SESSION 2:

How to Give Away a Gospel Booklet11


SESSION 3:

How to Share Your Salvation Story15


CHURCH WORKSHEET19

**DO'S & DON'TS OF FRONT
DOOR EVANGELISM23**

**STEPS TO A GOOD FRONT
DOOR VISIT27**



“With nearly **80% OF KENTUCKIANS** opting out of church attendance on Sunday mornings...we need to use every method we can find, both new and old, to **HELP LOST PEOPLE ENCOUNTER JESUS** and His saving grace.”



FRONT DOOR EVANGELISM:

SESSION 1: “How to Handle Front Door Evangelism”

The Truth and Un-Truth About Front Door Evangelism:

- | | |
|--|----------------|
| 1. “People today do not want you to come to their home.” | True or Untrue |
| 2. “Front door evangelism is no longer effective.” | True or Untrue |
| 3. “People in our church will not do front door evangelism.” | True or Untrue |
| 4. “Front door evangelism is outdated and no longer used.” | True or Untrue |
| 5. “Front door evangelism can be dangerous.” | True or Untrue |

FRONT DOOR
EVANGELISM

THE DO'S & DON'TS

Do prepare spiritually before going out and expect to be used by God.

Do take materials with you including information about the church.

Do expect that some people will be open and some will not.

Do go in pairs of men with men, or threes with two of one and one of the other gender.

Do dress neatly, bring along breath mints, and exercise good wisdom.

Don't be overly aggressive at the door.

Don't start arguments with argumentative people.

Don't walk across people's lawns.

OF FRONT DOOR EVANGELISM

Don't go into the home unless you are invited and the situation is gender appropriate.

Don't laugh and joke while waiting for the door to open.

Don't crowd the space at the front door.

Don't forget why you have come and fail to carry out Kingdom business.

Don't fail to offer to pray for the people you meet.

Don't enter long conversations with children without parent's present.

Don't ask to use the restroom of the people you are visiting.

**FRONT DOOR
EVANGELISM**

STEPS TO A

STEP ONE

Walk up the sidewalk to the door maintaining a friendly, professional attitude

STEP TWO

Knock on the door, or ring the door bell, then step back at least three steps and turn to the side

STEP THREE

Extend your hand toward the door with materials in hand while stating your name, your church, and your business

STEP FOUR

If the person accepts your introduction then ask their name and if they have a spiritual belief

GOOD FRONT DOOR VISIT

STEP FIVE

If the conversation continues then ask if you can share your belief with them


STEP SIX

If they listen then ask if anything like this has ever happened in their life and if they would like to receive Jesus


STEP SEVEN

If they are open then read through a gospel booklet (or some other approach to sharing) and lead them to Jesus, gather their contact information, pray for them, share next steps and follow up within 48 hours

FRONT DOOR
EVANGELISM



“Front door
evangelism is certainly
NOT THE ONLY WAY to
share the good news
of Christ, but it remains
A GOOD WAY.”



FRONT DOOR EVANGELISM:

SESSION 2: “How to Give Away a Gospel Booklet”

What are some of the benefits of using gospel booklets?

1. They contain God’s _____, which is powerful.
2. They usually provide a _____ illustration, which can be helpful.
3. They seek to thoroughly explain the plan of _____.
4. They are _____ and easy to carry around and give away.
5. They can be referred to later by the _____.

FRONT DOOR
EVANGELISM

HOW TO UTILIZE GOSPEL BOOKLETS

_____ through one with a person who is willing to understand the gospel.

Read through one with a _____ member who is asking questions about salvation.

_____ places where people look at available literature.

_____ with neighbors in a front door outreach.

_____ away through “as you go” situations.

ROLE PLAY TIME

1. Pair off and take turns sharing the “Steps to Peace with God” booklet.
2. Ask, “May I share with you how to have peace with God?”
3. Person A, Fold the booklet over so a single page is exposed and read to the Person B so that both of you can see the booklet, stopping occasionally to ask, “does this make sense to you?” Read through Step 3 and let Person B take over at Step 4.
4. Person B, Fold the booklet over so a single page is exposed and read to Person A so that both of you can see the booklet, stopping occasionally to ask, “Does what I am reading make sense to you?” Person B continue through the back cover.
5. Discuss together ways you can use gospel booklets to share Jesus with people who are far from God.

“Someone has a story **A LOT LIKE
YOURS** but doesn’t know there
can be a **HAPPY ENDING.**”

– Greg Laurie, *Tell Someone*

FRONT DOOR EVANGELISM:

SESSION 3: “How to Share Your Salvation Story”

Why Most People Do Not Share Their Faith

1. _____ – They aren’t motivated.
2. _____ – They don’t know how.
3. _____ – They’re afraid.
4. _____ – They feel incapable.

FRONT DOOR
EVANGELISM

WHY SHARE YOUR PERSONAL SALVATION STORY

1. Because it is _____:

It is your story.

2. Because it is _____:

Testimonies are used throughout Scripture.

3. Because it is _____:

People will listen to your story.

ROLE PLAY TIME

1. Take three minutes to think about your salvation story, make some notes and prepare to share.
2. Pair off to share your story with someone else in the room.
3. Person A, take three minutes to tell your story with Person B listening closely to make sure the gospel is included in the story and giving helpful feedback.
4. Person B, take three minutes to tell your story with Person A listening closely to make sure the gospel is included in the story and giving helpful feedback.
5. Discuss together how you can use your story, or how testimonies can be used in your church, to share the gospel with people who are far from God.

SIMPLE THREE-PART OUTLINE:

I. My Life Before I Met the Lord:

II. How I Met the Lord:

III. The Difference the Lord Has Made in My Life:

"FRONT DOOR PROJECT"

CHURCH WORKSHEET:

Talking through a plan to use Front Door Evangelism
in Your Church Community:

1. Why are we doing a Front Door Evangelism project?
2. What are we realistically hoping to accomplish through this event (what will a win look like)?
3. Who will be included in the Planning Team for your church Front Door project?
4. Who do you hope will participate in this project?

**FRONT DOOR
EVANGELISM**

"FRONT DOOR PROJECT"

5. How will you recruit those who will participate?
6. Where will you do your project: what is your target area?
7. How long will the project last: when will you start and when will you finish?
8. How and when will you train those who will participate?
9. How many homes to you hope to contact: what is your goal?


CHURCH WORKSHEET CONTINUED

10. What materials will you take along on the visit and who will gather these materials?


11. How will you follow up with prospects discovered or decisions made during the project?

12. How will you celebrate the conclusion of this project and receive feedback from those who participated?

13. What else have we not talked about that we should have talked about to have a successful event?



“While front door evangelism
is not a silver bullet, it
**REMAINS ONE TOOL
IN OUR EVANGELISM
TOOL BOX.”**



DO'S AND DON'TS OF FRONT DOOR EVANGELISM

This is an article on the practice of front door evangelism, or what was once known as “door-knocking.” In the previous pages I listed some of the myths surrounding the practice of sowing the gospel seed by going to homes and speaking to people at their front door about Christ and His work of grace on the cross. While front door evangelism is not a silver bullet, it remains one tool in our evangelism tool box. If someone is going to engage in front door evangelism there are some do's and don'ts that should be understood and implemented.

The following pages contain a partial list.

Front door evangelism is certainly not the only way to share the good news of Christ, but it remains a good way. I have personally practiced this ministry for over 25 years and in many Kentucky counties. There are very few places where one cannot practice front door evangelism. If you would like more information on this gospel sharing tool then do not hesitate to call me at (270) 889-4276, or email at todd.gray@kybaptist.org. May the Lord bless your efforts and send a great harvest to Kentucky Baptist churches as we have gospel conversations with people who are far from God.



FRONT DOOR
EVANGELISM

THE DO'S & DON'TS

DO PREPARE SPIRITUALLY BEFORE GOING OUT AND EXPECT TO BE USED BY GOD: 2 Timothy 2:20-22 teaches that God uses clean vessels for His work. Clean vessels are people saved by grace and cleansed by confession and repentance. Front door evangelism is a Spirit-led ministry and requires participants be spiritually prepared to be used by God.

DO TAKE MATERIALS WITH YOU INCLUDING INFORMATION ABOUT THE CHURCH: Having materials identifying the church gives us something to put into the hands of the homeowner and strengthens validity regarding our ministry. Gospel booklets, or tracts, are also great to take along on the visit.

DO EXPECT THAT SOME PEOPLE WILL BE OPEN TO YOUR VISIT, AND SOME WILL NOT: Some people will be glad to talk with you at the front door and some will not. Trust that God can open doors and continue progressing this ministry until you find a willing listener. God can open doors for us to share the good news. A good practice is to plan on knocking on 10 doors on a weekday afternoon, Saturday mid-morning, or Sunday afternoon, and then seeing how many people are willing to talk with you about Jesus.

DO GO IN PAIRS OF MEN WITH MEN, OR THREES WITH TWO OF ONE AND ONE OF THE OTHER GENDER: Having a ministry partner is always helpful and we want to be gender appropriate in the way we do ministry.

DO DRESS NEATLY, BRING ALONG BREATH MINTS, AND EXERCISE GOOD WISDOM: The gospel will be offensive to some people, but we do not need to be. We want to present ourselves in the best possible way at the door of a person who is a candidate for salvation.

DON'T BE OVERLY AGGRESSIVE AT THE DOOR: Practices such as peeking into the window of a homeowner or crowding the space at the front door are never appropriate.

DON'T START ARGUMENTS WITH ARGUMENTATIVE PEOPLE: You will undoubtedly meet people who wish to argue a point of one esoteric doctrine or another. Do not fall prey to this trap and time waster. Stick with the work of sowing the gospel seed to those who are open to having a gospel conversation.

OF FRONT DOOR EVANGELISM

DON'T WALK ACROSS PEOPLE'S LAWNS: Remember that you are a guest at this home and exercise great respect for their property. We represent Jesus well when we honor the property of the homeowner.

DON'T GO INTO THE HOME UNLESS THE SITUATION IS GENDER

APPROPRIATE: There will be times when it is appropriate for a husband and wife team to go into the home for an extended visit. There will also be times when two men can visit with a male homeowner or a couple. It is inappropriate for two men to enter the home of a lady who is at home alone.

DON'T LAUGH AND JOKE WHILE WAITING FOR THE DOOR TO OPEN: When a homeowner looks through a window and sees people laughing and joking on their front porch they naturally assume that the guests are laughing at them or their home. Maintain professional decorum at the front door.

DON'T CROWD THE SPACE AT THE FRONT DOOR: Leave plenty of space between yourself and the front door. This practice will put the homeowner at ease and let them know that you are not a threat to them.

DON'T FORGET WHY YOU HAVE COME AND FAIL TO CARRY OUT KINGDOM

BUSINESS: Your priority is to share the good news of Jesus Christ and then, after you have shared the gospel, invite people to church. It is much easier to transition from the gospel to a church invitation than vice versa.


DON'T FAIL TO OFFER TO PRAY FOR THE PEOPLE YOU MEET: Once you have completed your assignment of sharing Jesus then by all means ask how you can pray for the homeowner. They may have never had anyone offer to pray for them. Your kind offer may very well be a great blessing in their life.

DON'T ENTER LONG CONVERSATIONS WITH CHILDREN WITHOUT THEIR


PARENT'S PRESENT: It is best when children or teenagers come to the door to ask if a parent is available. If the answer is no, then leave your items behind and go to the next home.

DON'T ASK TO USE THE RESTROOM OF THE PEOPLE YOU ARE VISITING: This last statement should go without saying but unfortunately it does not.

FRONT DOOR EVANGELISM



“Sharing Jesus at the front door
of a home is **BY NO MEANS
A NEW METHOD** to make
Christ known and give sinners
an invitation to repent and
believe, **BUT IT CAN BE AN
EFFECTIVE ONE.**”



STEPS TO A GOOD FRONT DOOR VISIT

Sharing Jesus at the front door of a home is by no means a new method to make Christ known and give sinners an invitation to repent and believe, but it can be an effective one. Research shows nearly 80 percent of Kentuckians are opting out of church attendance on Sunday mornings and we need to use every method we can find, both new and old, to help lost people encounter Jesus and His saving grace.

So, if one decides to venture out into the community on a front door campaign how should they approach this gospel sharing ministry? The following pages will describe seven steps to an effective front door gospel visit.



FRONT DOOR
EVANGELISM

STEPS TO A

STEP ONE

Walk up the sidewalk to the front door maintaining a friendly, professional attitude. If you are visiting in a rural area you will be driving up a driveway, but the practice remains the same. The point of step one is to remember that you are there on important and serious business and want to make the best first impression you can.

STEP TWO

Knock on the door, or ring the door bell, then step back at least three steps and turn to the side. Door bells are not always dependable but a strong rap on the door of five to seven knocks will likely be sufficient. If there is a house dog inside you will soon know that you have alerted the residents to your presence. The reason to back away from the door and turn to the side is so that the homeowner will not feel threatened by your presence and can look through their window and see you before you see them.

STEP THREE

Extend your hand toward the door with materials in hand while stating your name, your church, and your business. As the door begins to open reach forward in a nonthreatening way with a gospel booklet and some information about your church. As the person is receiving your material state your name and that you are from _____ Baptist church and that you are out talking to people about the Lord and their relationship with the Lord. There are other suitable greetings in front door visitation, but this is my favorite as it clearly identifies who I am, where I am from, and why I am there. The homeowner will decide if he or she wants to talk.

GOOD FRONT DOOR VISIT

STEP FOUR

If the person accepts your introduction then ask their name and if they have a spiritual belief.

It is easy to keep a conversation going if you ask about where the homeowner is from, what kind of work do they do, what are their hobbies, etc.

STEP FIVE

If the conversation continues, then ask if you can share your belief with them. It is always good to be prepared to share the gospel and ask if you may share your belief at the door.

The person may or may not give permission for you to share but, again it is their house and they can decide if they want to hear you share the gospel. Many people will be open to hearing you share the gospel so be sure that you are ready to share when given the opportunity.

STEP SIX

If they listen to your gospel presentation then ask if anything like this has ever happened in their life and if they would like to receive Jesus. Always be ready to help those who are ready and willing to welcome Jesus into their life as Savior and Lord.

STEP SEVEN

Finish the visit by gathering their contact information, praying for them, and sharing next steps. If the person receives Jesus then help them by talking to them about church attendance, baptism, reading the Bible, and sharing their faith. If they are not ready to receive Christ but are open to talking, then invite them to church and ask if you can meet again to talk further. If they are not open to talking, then remind them of the gospel booklet you shared with them and offer to help in the future as needed.

FRONT DOOR EVANGELISM





“It is my hope that you and your church will consider using front door evangelism as one part of your church’s evangelism strategy. If you are still not convinced of the viability of this method, then consider the multi-billion-dollar political campaign industry. These efforts to get people elected to public office have access to all the high-tech tools of the trade and lots of money to spend, yet most of them also use old fashion shoe leather and front door outreach as part of their effort to win voters. If they believe their political agenda is important enough to send people to talk to strangers at their home, then how much more is our mission of introducing people to Jesus Christ?”

–Todd Gray

Evangelism, Church Planting and Campus Ministry
270-889-4276 • todd.gray@kybaptist.org

FRONT DOOR
EVANGELISM

Todd Gray, Team Leader
Evangelism, Church Planting & Campus Ministry
13420 Eastpoint Centre Drive
Louisville, KY 40223
502-489-3576
todd.gray@kybaptist.org

www.kybaptist.org/evangelism

